



Summer Math Program
Second Grade
Week 1



Fast Facts

See how many you can do in one minute!

$\begin{array}{r} 13 \\ + 14 \\ \hline \end{array}$	$\begin{array}{r} 52 \\ + 31 \\ \hline \end{array}$	$\begin{array}{r} 44 \\ + 22 \\ \hline \end{array}$	$\begin{array}{r} 28 \\ + 50 \\ \hline \end{array}$	$\begin{array}{r} 56 \\ + 3 \\ \hline \end{array}$	$\begin{array}{r} 72 \\ + 27 \\ \hline \end{array}$	$\begin{array}{r} 34 \\ + 35 \\ \hline \end{array}$
$\begin{array}{r} 64 \\ - 41 \\ \hline \end{array}$	$\begin{array}{r} 28 \\ - 7 \\ \hline \end{array}$	$\begin{array}{r} 57 \\ - 17 \\ \hline \end{array}$	$\begin{array}{r} 75 \\ - 54 \\ \hline \end{array}$	$\begin{array}{r} 43 \\ - 21 \\ \hline \end{array}$	$\begin{array}{r} 39 \\ - 35 \\ \hline \end{array}$	$\begin{array}{r} 66 \\ - 14 \\ \hline \end{array}$

Place Value Practice

Tell the value of the underlined number.

Write $<$, $>$, or $=$ on the line to compare the numbers.

1. 25 15

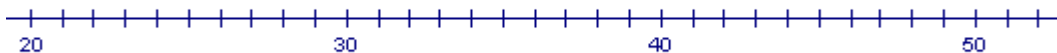
2. 66 60

3. 101 110

4. 333 363

Number Sense

1. Find the distance between 31 and 44 on a number line.



- A. 12
- B. 13
- C. 16

Problem Solving

1. 54 birds were sitting in a tree. Some flew off. Then there were 30 left. How many birds flew off?

A. 14

B. 24

C. 30

Time for Time

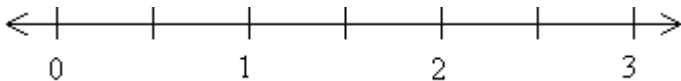
1. Tell the time indicated on the clock pictured below.



Fraction Action

1. Show where this number should go on the number line:

$$1\frac{1}{2}$$



Web Links

Try these web sites for additional practice and interactive learning!

- Math Magician Games (math fluency)
<http://resources.oswego.org/games/mathmagician/cathymath.html>
- EduPlace Math eGames - Math Lingo (math vocabulary)
http://www.eduplace.com/kids/mw/swfs/mathlingo_grade2.html



Summer Math Program
Entering Second Grade
Week 2



Fast Facts

See how many you can do in one minute!

$\begin{array}{r} 8 \\ + 4 \\ \hline \end{array}$	$\begin{array}{r} 2 \\ + 5 \\ \hline \end{array}$	$\begin{array}{r} 5 \\ + 6 \\ \hline \end{array}$	$\begin{array}{r} 3 \\ + 9 \\ \hline \end{array}$	$\begin{array}{r} 5 \\ + 2 \\ \hline \end{array}$	$\begin{array}{r} 9 \\ + 2 \\ \hline \end{array}$	$\begin{array}{r} 8 \\ + 3 \\ \hline \end{array}$
$\begin{array}{r} 10 \\ - 6 \\ \hline \end{array}$	$\begin{array}{r} 12 \\ - 10 \\ \hline \end{array}$	$\begin{array}{r} 15 \\ - 13 \\ \hline \end{array}$	$\begin{array}{r} 8 \\ - 5 \\ \hline \end{array}$	$\begin{array}{r} 14 \\ - 2 \\ \hline \end{array}$	$\begin{array}{r} 13 \\ - 13 \\ \hline \end{array}$	$\begin{array}{r} 16 \\ - 7 \\ \hline \end{array}$

Counting Practice

Count by twos to fill in the missing numbers from 1-100.

2	4	6	8	10		14		18	20
22		26		30			36		40
	44		48		52			58	
62				70		74			80
		86			92		96	98	

Number Sense

Write ten more than and ten less than each number.

1. 10 20 30 2. _____ 40 _____
3. _____ 55 _____ 4. _____ 63 _____

Measuring

Estimate (or predict) the length in centimeters for each banner. Then use a centimeter ruler to find the actual measurement.



Estimate: about _____ centimeters

Measure: about _____ centimeters



Estimate: about _____ centimeters

Measure: about _____ centimeters

Test Practice

Fill in the for the correct answer. NH means "Not Here".

1. Adam has 5 books about sports. He also has 6 books about animals. How many books does Adam have in all?

Show your work

11	1	7	NH
<input type="radio"/>	<input type="radio"/>	<input type="radio"/>	<input type="radio"/>

Web Links

Try these web sites for additional practice and interactive learning!

- ABC-Ya! Math website for comparing numbers
http://www.abcya.com/comparing_number_values_jr.htm
- Harcourt Schools math drills
http://www.harcourtschool.com/activity/thats_a_fact/english_K_3.html



Summer Math Program
Entering Second Grade
Week 3



Fast Facts

See how many you can do in one minute!

$\begin{array}{r} 8 \\ + 4 \\ \hline \end{array}$	$\begin{array}{r} 2 \\ + 5 \\ \hline \end{array}$	$\begin{array}{r} 5 \\ + 6 \\ \hline \end{array}$	$\begin{array}{r} 3 \\ + 9 \\ \hline \end{array}$	$\begin{array}{r} 5 \\ + 2 \\ \hline \end{array}$	$\begin{array}{r} 9 \\ + 2 \\ \hline \end{array}$	$\begin{array}{r} 8 \\ + 3 \\ \hline \end{array}$
$\begin{array}{r} 10 \\ - 6 \\ \hline \end{array}$	$\begin{array}{r} 12 \\ - 10 \\ \hline \end{array}$	$\begin{array}{r} 15 \\ - 13 \\ \hline \end{array}$	$\begin{array}{r} 8 \\ - 5 \\ \hline \end{array}$	$\begin{array}{r} 14 \\ - 2 \\ \hline \end{array}$	$\begin{array}{r} 13 \\ - 13 \\ \hline \end{array}$	$\begin{array}{r} 16 \\ - 7 \\ \hline \end{array}$

Geometry

Find four examples of triangles that you see every day.

Example: Tent

1. _____ 2. _____

3. _____ 4. _____

Web Links

Try these web sites for additional practice and interactive learning!

- Math Playground Thinking Blocks for adding and subtracting problem solving
http://www.mathplayground.com/ThinkingBlocks/thinking_blocks_modeling%20_tool.html
- EduPlace Brain Teasers
http://www.eduplace.com/kids/mw/bt/bt_1.html

Graphing

Robbie Rabbit's Garden Graph

Help Mr. Rabbit count his vegetables by creating a bar chart.
Color in the correct number of boxes for each vegetable.



5 Radishes



9 Carrots



6 Corns



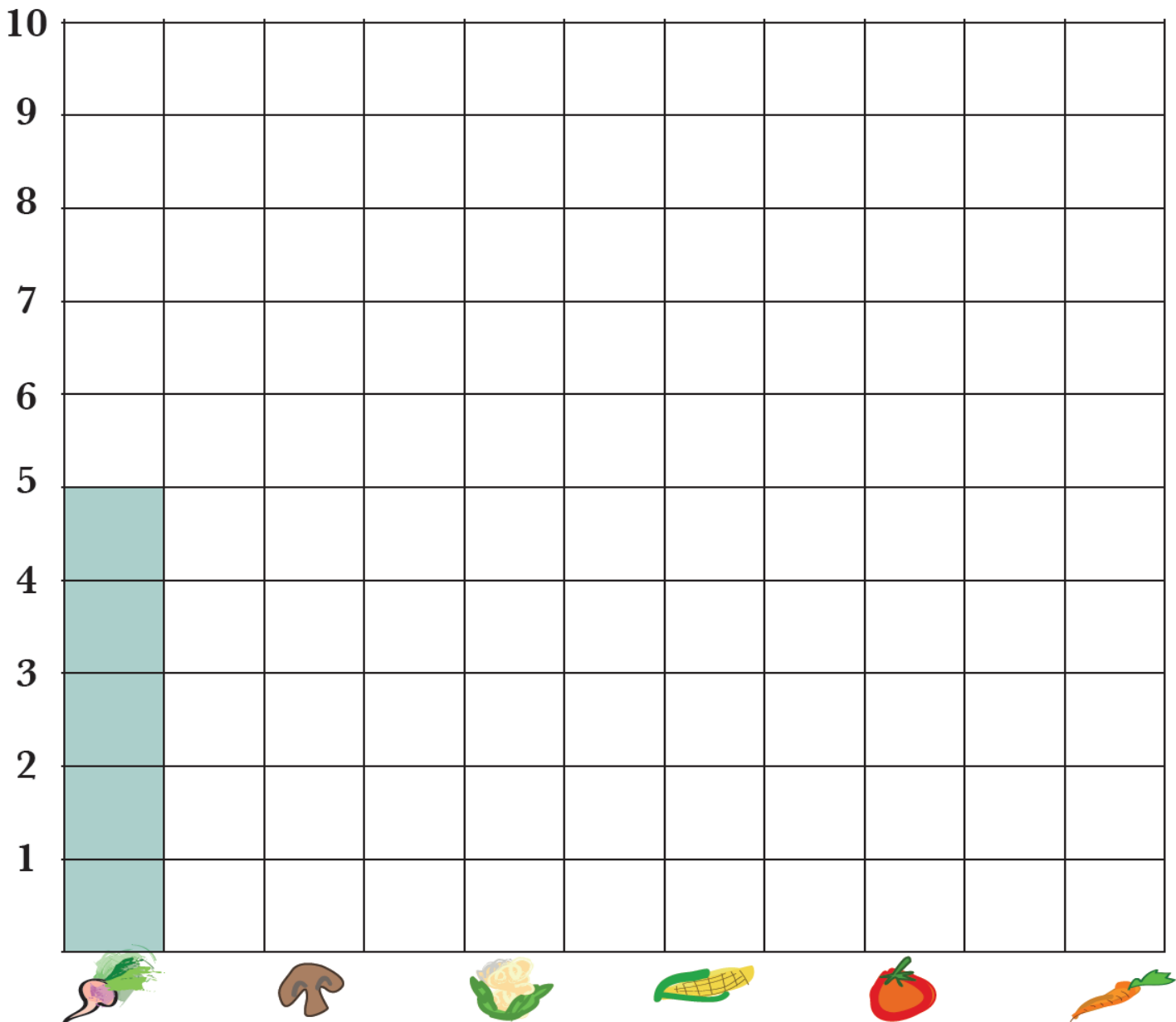
7 Tomatoes



3 Cauliflowers



4 Mushrooms





Summer Math Program
Entering Second Grade
Week 4



Fast Facts

See how many you can do in one minute!

$\begin{array}{r} 7 \\ + 3 \\ \hline \end{array}$	$\begin{array}{r} 6 \\ + 5 \\ \hline \end{array}$	$\begin{array}{r} 2 \\ + 8 \\ \hline \end{array}$	$\begin{array}{r} 5 \\ + 7 \\ \hline \end{array}$	$\begin{array}{r} 5 \\ + 9 \\ \hline \end{array}$	$\begin{array}{r} 9 \\ + 8 \\ \hline \end{array}$	$\begin{array}{r} 7 \\ + 7 \\ \hline \end{array}$
---	---	---	---	---	---	---

$\begin{array}{r} 13 \\ - 7 \\ \hline \end{array}$	$\begin{array}{r} 14 \\ - 9 \\ \hline \end{array}$	$\begin{array}{r} 17 \\ - 8 \\ \hline \end{array}$	$\begin{array}{r} 12 \\ - 11 \\ \hline \end{array}$	$\begin{array}{r} 18 \\ - 9 \\ \hline \end{array}$	$\begin{array}{r} 16 \\ - 13 \\ \hline \end{array}$	$\begin{array}{r} 15 \\ - 7 \\ \hline \end{array}$
--	--	--	---	--	---	--

Counting Practice

Count out loud the following ways:

1. To 500 by tens
2. To 1000 by hundreds
3. Start at 20 and count by twos to 100
4. Start at 45 and count by fives to 110

Color each car of the train by the ordinal number given.



1. first



2. third



3. seventh



4. second



5. ninth

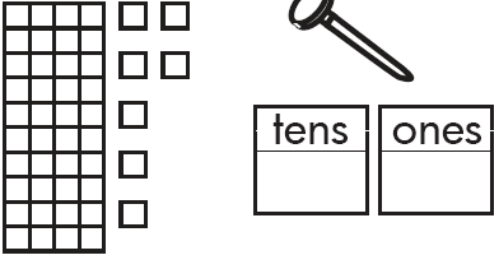


6. fifth



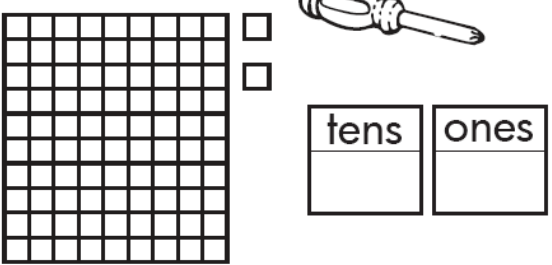
Place Value

Count the tens and ones. Write the number.

1. 

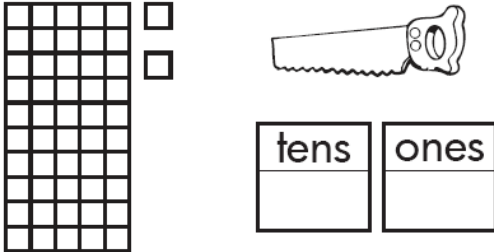
tens	ones

_____ tens _____ ones = _____

2. 

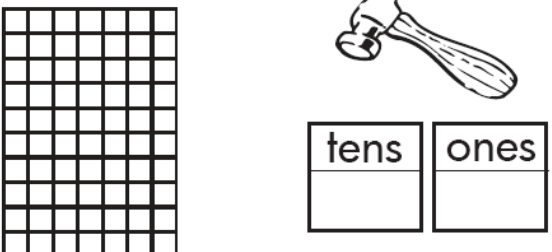
tens	ones

_____ tens _____ ones = _____

3. 

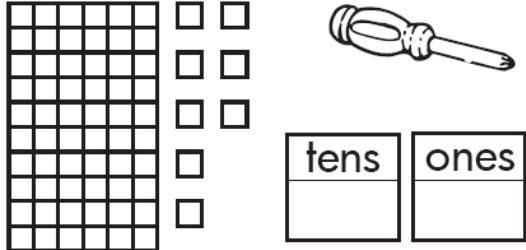
tens	ones

_____ tens _____ ones = _____

4. 

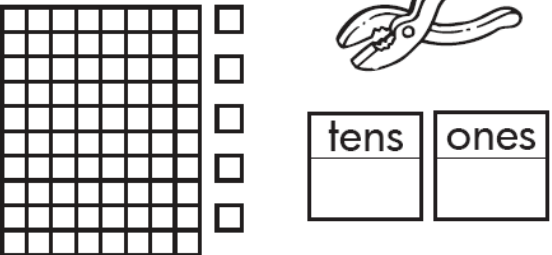
tens	ones

_____ tens _____ ones = _____

5. 

tens	ones

_____ tens _____ ones = _____

6. 

tens	ones

_____ tens _____ ones = _____

Web Links

Try these web sites for additional practice and interactive learning!

- Jet Ski Addition
http://www.mathplayground.com/ASB_JetSkiAddition.html
- At home activities from EduPlace
http://www.eduplace.com/parents/mw/activities/aah_1.html



Summer Math Program
Entering Second Grade
Week 5



Fast Facts









See how many you can do in one minute!

13	52	44	28	56	72	34
$+ 14$	$+ 31$	$+ 22$	$+ 50$	$+ 3$	$+ 27$	$+ 35$










64	28	57	75	43	39	66
$- 41$	$- 7$	$- 17$	$- 54$	$- 21$	$- 35$	$- 14$

Time for Time

Say and write the time.

<p>1.  </p> <p><u>10</u> o'clock</p>	<p>2.  </p> <p>half past _____</p>
<p>3.  </p> <p>half past _____</p>	<p>4.  </p> <p>_____ o'clock</p>

Show when the activity starts or ends.

Start	How long?	End
1. 	 1 hour reading	
2. 	 1 hour cooking	
3. 	 2 hours driving	

Web Links

Try these web sites for additional practice and interactive learning!

- Kitten Match
http://www.mathplayground.com/ASB_KittenMatch.html
- Extra Practice for Number Concepts, Operations, and Graphing
http://www.eduplace.com/kids/mw/practice/1/ep1_01.html

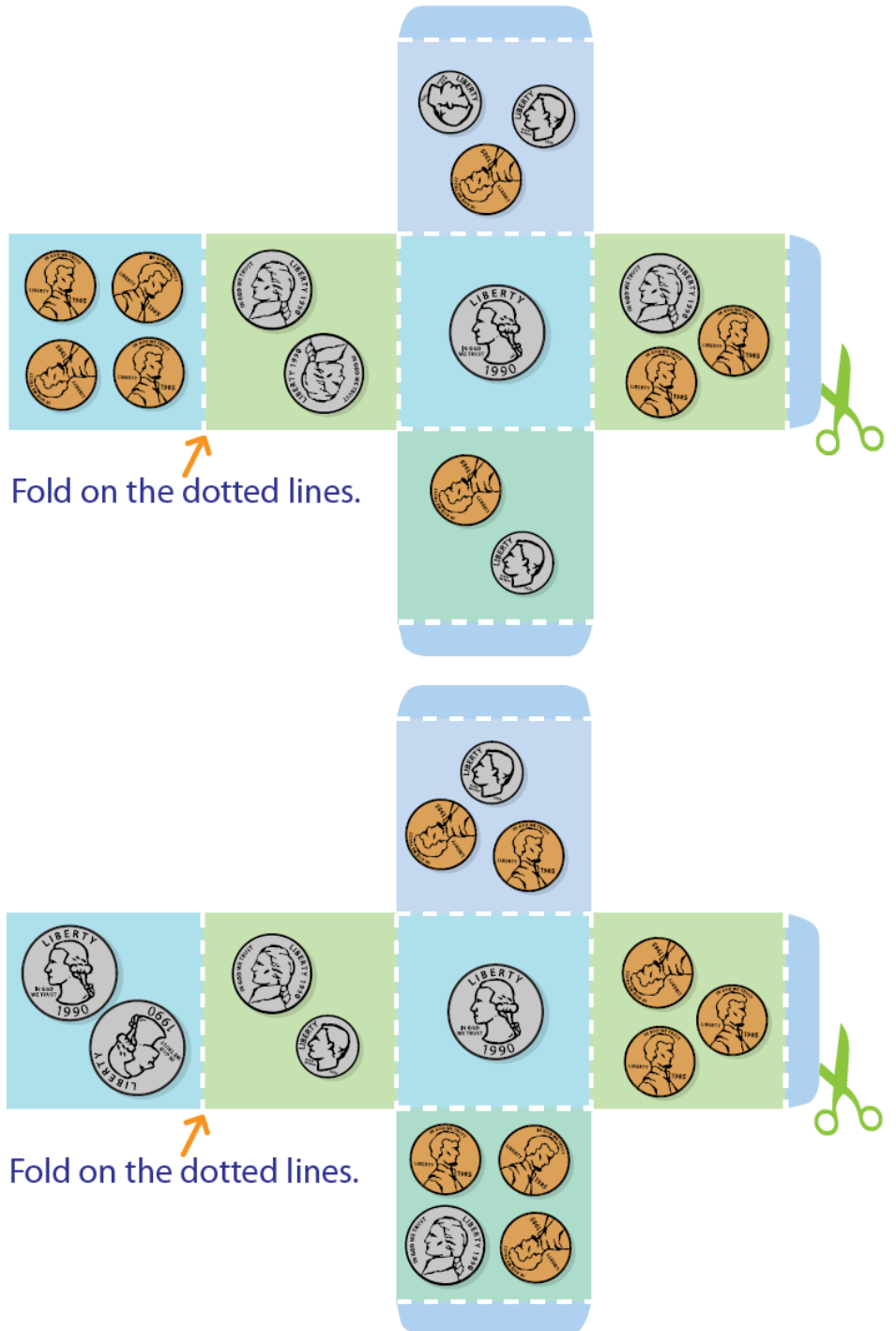
Money, Money, Money!

2nd Grade Add Up the Dice! Math

COUNTING COINS

Have a grown-up cut out and put both dice together. Roll the dice, then add up the coins shown.
Use the handy list on this page to write down your answers.

ANSWERS





Summer Math Program
Entering Second Grade
Week 6



Fast Facts

See how many you can do in one minute!

48	38	54	38	58	78	52
$+ 17$	$+ 21$	$+ 28$	$+ 30$	$+ 23$	$+ 17$	$+ 52$

63	75	36	47	78	91	48
$- 11$	$- 12$	$- 17$	$- 8$	$- 72$	$- 50$	$- 24$

Knowing Numbers


Write one less and one more than each number given.

<u>One Less</u>	<u>Number</u>	<u>One More</u>
_____	25	_____
_____	18	_____
_____	37	_____
_____	49	_____

Write ten less and ten more than each number given.




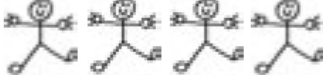


<u>Ten Less</u>	<u>Number</u>	<u>Ten More</u>
_____	14	_____
_____	67	_____
_____	51	_____
_____	28	_____


This number line shows only the number 5. Write the number 6 where it is supposed to be.






Great Graphs

Answer the questions about the pictograph. Each  stands for one child.

Kinds of Fruit	Children Who Like Each Fruit
	
	
	

1. How many children like  ? _____

2. Which fruit do most children like? Circle.   

3. Which two fruits do the same number of children like? Circle.   

Web Links

Try these web sites for additional practice and interactive learning!

- Pattern Blocks
<http://www.mathplayground.com/patternblocks.html>
- Extra Practice for two-digit addition and subtraction
<http://www.mathplayground.com/patternblocks.html>

Exciting Extras

The following resources are to help your mathematician with fractions and math fluency. Please use the fraction strips (last page) to compare fractions (e.g., $\frac{3}{4}$ is bigger than $\frac{1}{2}$ but smaller than $\frac{5}{6}$), find equivalent fractions (e.g., $\frac{5}{10}$ is equal to $\frac{1}{2}$ which is equal to $\frac{3}{6}$), and for familiarity with how big or little fractions are relative to one whole. The link below takes you to a website for age-appropriate flashcards you can print and use to practice math fluency. Enjoy!!

http://www.helpingwithmath.com/resources/oth_flashcards.htm

Fraction Strips

1 Whole

$\frac{1}{2}$

$\frac{1}{2}$

$\frac{1}{3}$

$\frac{1}{3}$

$\frac{1}{3}$

$\frac{1}{4}$

$\frac{1}{4}$

$\frac{1}{4}$

$\frac{1}{4}$

$\frac{1}{5}$

$\frac{1}{5}$

$\frac{1}{5}$

$\frac{1}{5}$

$\frac{1}{5}$

$\frac{1}{6}$

$\frac{1}{6}$

$\frac{1}{6}$

$\frac{1}{6}$

$\frac{1}{6}$

$\frac{1}{6}$

$\frac{1}{8}$

$\frac{1}{8}$

$\frac{1}{8}$

$\frac{1}{8}$

$\frac{1}{8}$

$\frac{1}{8}$

$\frac{1}{8}$

$\frac{1}{8}$

$\frac{1}{10}$

$\frac{1}{10}$

$\frac{1}{10}$

$\frac{1}{10}$

$\frac{1}{10}$

$\frac{1}{10}$

$\frac{1}{10}$

$\frac{1}{10}$

$\frac{1}{10}$

$\frac{1}{10}$

$\frac{1}{12}$

$\frac{1}{12}$

$\frac{1}{12}$

$\frac{1}{12}$

$\frac{1}{12}$

$\frac{1}{12}$

$\frac{1}{12}$

$\frac{1}{12}$

$\frac{1}{12}$

$\frac{1}{12}$

$\frac{1}{12}$

$\frac{1}{12}$



Summer Math Program
Entering Second Grade
Week 7



Fast Facts

See how many you can do in one minute!

19	9	13	7	23	12	10
<u>-12</u>	<u>+8</u>	<u>-6</u>	<u>-1</u>	<u>-11</u>	<u>+6</u>	<u>+12</u>

7	9	12	2	1	8	6
<u>+10</u>	<u>-2</u>	<u>+6</u>	<u>+1</u>	<u>+10</u>	<u>+2</u>	<u>+3</u>

5	12	3	10	16	8	18
<u>+5</u>	<u>-3</u>	<u>+3</u>	<u>-3</u>	<u>-9</u>	<u>+7</u>	<u>-10</u>

Knowing Numbers

Write the numbers in order from least (smallest) to greatest (biggest).

1. 43, 28, 9, 15 _____, _____, _____, _____



2. 13, 3, 33, 30 _____, _____, _____, _____

3. 55, 15, 18, 49 _____, _____, _____, _____

4. 109, 91, 119, 99 _____, _____, _____, _____



Write the amount of tens and ones then write the number for each set.

1. **Workmat 5**

Tens	Ones
	

2 tens
7 ones
27
 twenty-seven



2. **Workmat 5**

Tens	Ones
	

_____ tens
 _____ ones

 thirty-five



3. **Workmat 5**

Tens	Ones
	

_____ tens
 _____ ones

 forty-nine

4. **Workmat 5**

Tens	Ones
	

_____ tens
 _____ ones

 forty-one

Story Problems

Draw a picture or write a number sentence to solve.

1. In September of first grade, Avery was 44 inches tall. In September of second grade, Avery was 49 inches tall. How many inches did Avery grow, from first grade to second grade?

_____ inches

2. Billy is taking a summer art class. The art class starts at 10:00 and ends at 12:00. How long is Billy's art class?

_____ hours

School Supplies

Next to each item is the the amount of money you need to buy the item. Count the coins and write how much each item costs.



_____ ¢



_____ ¢



_____ ¢



_____ ¢



_____ ¢

Web Links

Try these web sites for additional practice and interactive learning!

- Math Fact Practice!

<http://www.playkidsgames.com/games/mathfact/mathFact.htm>

- e-learning For Kids

<http://www.e-learningforkids.org/courses.html#math>

Four sets of horizontal blue dashed lines for handwriting practice.

\$ \$ MONEY \$ \$

Label the Penny with a P Nickel with a N Dime with a D Quarter with a Q



Write the amounts of money in number form.

1. One dollar and twenty-five cents. _____

2. Two dollars and fifty cents. _____

3. Eighty-eight cents _____

Read these amounts of money to an adult.

1. \$4.17

2. \$0.99

3. \$3.58

4. \$2.22

Web Links

Try these web sites for additional practice and interactive learning!

- Kid Port Second Grade

<http://www.kidport.com/grade2/Math/MathIndex.htm>

- Dolphin Feed

http://www.abcya.com/money_counting.htm



Summer Math Program
Entering Second Grade
Week 9



Fast Facts

See how many you can do in one minute!

21	9	22	10	13	10	20
<u>- 11</u>	<u>+ 20</u>	<u>- 17</u>	<u>- 7</u>	<u>+ 18</u>	<u>+ 14</u>	<u>- 7</u>

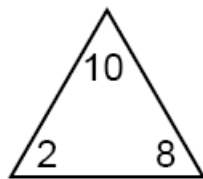
31	19	21	16	14	24	8
<u>- 13</u>	<u>- 15</u>	<u>- 8</u>	<u>+ 16</u>	<u>- 6</u>	<u>- 13</u>	<u>+ 17</u>

13	26	22	3	9	30	12
<u>+ 15</u>	<u>- 14</u>	<u>- 15</u>	<u>+ 1</u>	<u>+ 20</u>	<u>- 12</u>	<u>+ 6</u>

Fact Families

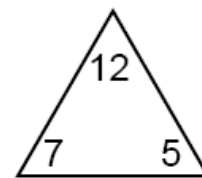
Complete the addition and subtraction problems to create these fact families.

1)




<input type="text"/>	+	<input type="text"/>	=	<input type="text"/>
<input type="text"/>	+	<input type="text"/>	=	<input type="text"/>
<input type="text"/>	-	<input type="text"/>	=	<input type="text"/>
<input type="text"/>	-	<input type="text"/>	=	<input type="text"/>

2)






<input type="text"/>	+	<input type="text"/>	=	<input type="text"/>
<input type="text"/>	+	<input type="text"/>	=	<input type="text"/>
<input type="text"/>	-	<input type="text"/>	=	<input type="text"/>
<input type="text"/>	-	<input type="text"/>	=	<input type="text"/>



Great graphs!





1. Use the picture. Complete the tally chart. Cross out a picture and write | tally mark for each animal you cross out.

Animals	
	
	
	

Use the tally chart to solve.

2. How many  are there?
 _____ 

3. How many  are there?
 _____ 

4. Which has the most?
 Circle.



5. Which has the fewest?
 Circle.



6. How many more monkeys are there than birds? Write an addition or subtraction sentence then solve.

7. Ask five to ten people which sport is their favorite in the Olympics. Then complete the pictograph. Use a 😊 for each person's vote.

Favorite Olympic Sports

Sport	Number of Favorite
Swimming/Diving	
Gymnastics	
Track & Field	
Volleyball	

Web Links

Try these web sites for additional practice and interactive learning!

- Robo Packer
http://www.eduplace.com/kids/mw/swfs/robopacker_grade1_p.html
- Minus Mission
http://www.mathplayground.com/ASB_MinusMission.html



Summer Math Program
Entering Second Grade
Week 10



Fast Facts

See how many you can do in one minute!

20	5	16	25	15	11	11
<u>+ 8</u>	<u>+ 13</u>	<u>+ 12</u>	<u>- 16</u>	<u>+ 10</u>	<u>+ 3</u>	<u>- 1</u>

27	17	3	25	25	31	10
<u>- 10</u>	<u>- 11</u>	<u>+ 5</u>	<u>- 15</u>	<u>- 17</u>	<u>- 14</u>	<u>+ 6</u>

13	8	8	19	15	9	22
<u>+ 12</u>	<u>- 1</u>	<u>+ 12</u>	<u>+ 14</u>	<u>- 2</u>	<u>+ 6</u>	<u>- 3</u>

Knowing Numbers

Start with the number given and count backward seven numbers.

1. 25 _____, _____, _____, _____, _____, _____, _____

2. 70 _____, _____, _____, _____, _____, _____, _____

3. 44 _____, _____, _____, _____, _____, _____, _____

4. 100 _____, _____, _____, _____, _____, _____, _____

Story Problems

Write an addition or subtraction sentence then solve.

1. There are 13 bunnies in the yard. 7 bunnies are brown. The rest are white. How many bunnies are white?

$$\underline{\quad\quad} \bigcirc \underline{\quad\quad} = \underline{\quad\quad}$$

2. In a cage are 11 yellow birds and 7 orange birds. How many birds are there in all?

$$\underline{\quad\quad} \bigcirc \underline{\quad\quad} = \underline{\quad\quad}$$

3. The pet store has 8 hamsters. The store gets 6 more hamsters. How many hamsters does the store have now?

$$\underline{\quad\quad} \bigcirc \underline{\quad\quad} = \underline{\quad\quad}$$

4. If the pet store sells 8 hamsters, how many hamsters will be left?

$$\underline{\quad\quad} \bigcirc \underline{\quad\quad} = \underline{\quad\quad}$$

\$ \$ MONEY \$ \$

Count each set of money and write the amount on the line.

1)  \$ _____

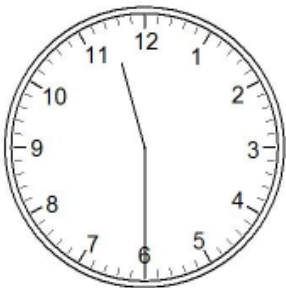
2)  \$ _____

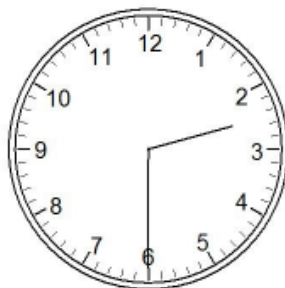
3)  \$ _____

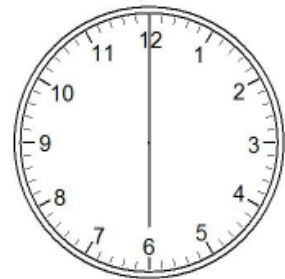
4)  \$ _____

Time for Time

Write the time on the line next to each clock.







Web Links

Try these web sites for additional practice and interactive learning!

- Cool Math

<http://www.coolmath.com/>

- Primary Games

<http://www.primarygames.com/math.php>